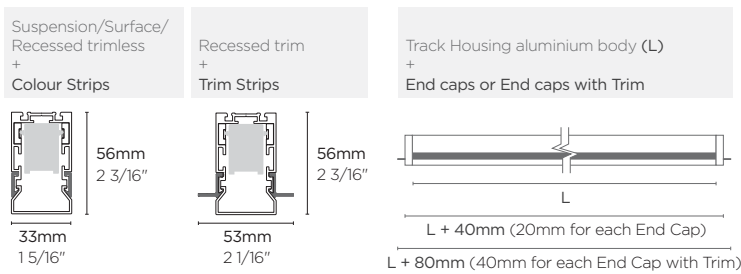





i33 half profile

INFINITY 2.0 SPECIFICATIONS

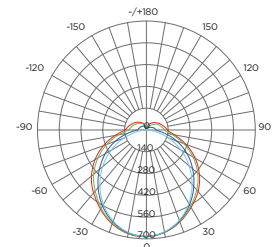


Track Housing Module

Model	Length(mm/inch)	Weight(kg)	Lamp types	IP	Material
i33HT-600	600 23 5/8"	0.60			
i33HT-700	700 27 9/16"	0.72			
i33HT-800	800 31 1/2"	0.84			
i33HT-900	900 35 7/16"	0.96			
i33HT-1000	1000 39 3/8"	1.08	1. Simple	IP20	Track Housing: Anodized aluminium Diffuser: Polycarbonate
i33HT-1100	1100 43 5/16"	1.20	2. Smart Cocktail*		
i33HT-1200	1200 47 1/4"	1.32			
i33HT-2400	2400 94 1/2"	2.64			
i33HT-90H	624 x 624 24 9/16"x24 9/16"	1.24			
i33HT-90V	635 x 635 25"x25"	1.24			

*Available 3rd quarter of 2016.

1200mm
Luminous Intensity Distribuion Diagram



Colour Temp.	Wattage	Lumen	Efficacy	CRI
3000K	22W	2126 lm	93 lm/W	Ra≥80
4000K	22W	2063 lm	93 lm/W	Ra≥80
5700K	22W	2433 lm	111 lm/W	Ra≥80

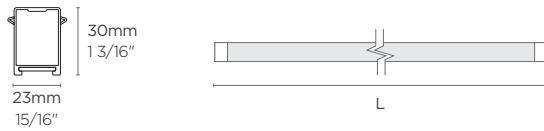
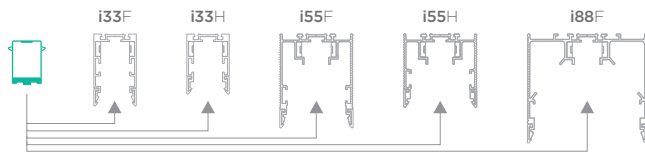


lamp modules

INFINITY 2.0 SPECIFICATIONS



Lamp Module



Simple



Model	Length(mm/inch)	Weight(kg)	Wattage(W)	Colour Temp.	CRI	Voltage	Material
L-600-12W -30/40/57	598 23 9/16"	0.26	12				
L-700-14W -30/40/57	698 27 1/2"	0.30	14				
L-800-16W -30/40/57	798 31 7/16"	0.32	16	3000K 30	Ra≥80	100-240VAC (Voltage Range: 85-264VAC), 50-60Hz	Aluminium, Polycarbonate
L-900-18W -30/40/57	898 35 3/8"	0.36	18	4000K 40			
L-1000-20W -30/40/57	998 39 5/16"	0.38	20	5700K 57			
L-1100-21W -30/40/57	1098 43 1/4"	0.42	21				
L-1200-22W -30/40/57	1198 47 3/16"	0.44	22				

Ex) 900mm, 4000K: L-900-18W-40

Smart Cocktail*

*Available 3rd quarter of 2016.

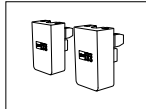


Model	Length(mm/inch)	Weight(kg)	Wattage(W)	Light adjustability	CRI	Voltage	Material
L-600-14W-SC	598 23 9/16"	0.26	14				
L-700-16W-SC	698 27 1/2"	0.30	16				
L-800-18W-SC	798 31 7/16"	0.32	18	RGB colours (16million), Warm-Cool (3000K-6500K), Dimming.	Ra≥80	100-277VAC (Voltage Range: 85-305VAC), 50-60Hz	Aluminium, Polycarbonate
L-900-21W-SC	898 35 3/8"	0.36	21				
L-1000-24W-SC	998 39 5/16"	0.38	24				
L-1100-26W-SC	1098 43 1/4"	0.42	26				
L-1200-28W-SC	1198 47 3/16"	0.44	28				

Ex) 900mm: L-900-21W-SC

common accessories

INFINITY 2.0 SPECIFICATIONS

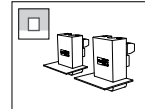


i33 Half End cap

Model	Colour	Material
i33HE-WHT	White	
i33HE-BLK	Black	PC
i33HE-GRY	Gray	

Note:

- Sold in pairs.
- 1 pair required for every light line.
- Includes all hardware to connect to Track Housing.

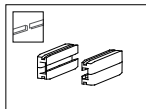


i33 Half End cap with Trim

Model	Colour	Material
i33HET-WHT	White	
i33HET-BLK	Black	PC
i33HET-GRY	Gray	

Note:

- Sold in pairs.
- 1 pair required for every light line.
- Includes all hardware to connect to Track Housing.
- Only used for recessed installation.

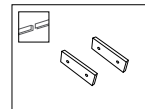


AC Mid-Connector

Model	Material
ACMC	PC

Note:

- Sold in pairs.
- 1 pair required for every Track Housing connection.

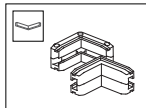


Linear Track Housing Connector

Model	Material
THC	AL

Note:

- Sold in pairs.
- 1 pair required for every Track Housing connection.
- Includes all hardware to connect to Track Housing.

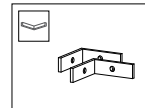


90° Horizontal AC Mid-Connector

Model	Material
ACMC-90H	PC

Note:

- Sold in pairs.
- 1 pair required for every 90° Horizontal Track Housing connection.
- 1 pair included with 90° Track Housing Module.

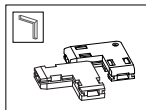


90° Horizontal Track Housing Connector

Model	Material
THC-90H	AL

Note:

- Sold in pairs.
- 1 pair required for every 90° Horizontal Track Housing connection.
- Includes all hardware to connect to Track Housing.
- 1 pair included with 90° Track Housing Module.

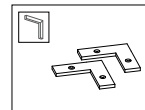


90° Vertical AC Mid-Connector

Model	Material
ACMC-90V	PC

Note:

- Sold in pairs.
- 1 pair required for every 90° Vertical Track Housing connection.
- 1 pair included with 90° Track Housing Module.

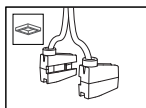


90° Vertical Track Housing Connector

Model	Material
THC-90V	AL

Note:

- Sold in pairs.
- 1 pair required for every 90° Vertical Track Housing connection.
- Includes all hardware to connect to Track Housing.
- 1 pair included with 90° Track Housing Module.

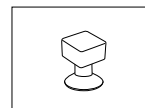


Closed Loop Layout AC Mid-Connector

Model	Material
ACMC-CLL	PC

Note:

- Sold in pairs.
- Used for AC connection to closed loop Track Housing layouts (refer to Infinity installation or system guide for more details).
- Only to be used for suspension and surface installation.
- Recessed installation is not available for closed loop layout.

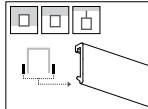


Track Housing Diffuser Removal Tool

Model	Material
THD-RT	Silicon

common accessories colour strips

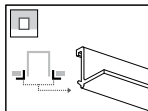
INFINITY 2.0 SPECIFICATIONS



Track Housing Colour Strip

Model	Length(mm/inch)	Colour	Material
THCS-600- colour code	600 23 5/8"		
THCS-700- colour code	700 27 9/16"		
THCS-800- colour code	800 31 1/2"	White(WHT) Black(BLK)	PC
THCS-900- colour code	900 35 7/16"	Gray(GRY) Green(GRN)	
THCS-1000- colour code	1000 39 3/8"	Product code example: THCS-600- <u>WHT</u>	
THCS-1100- colour code	1100 43 5/16"		
THCS-1200- colour code	1200 47 1/4"		
THCS-2400- colour code	2400 94 1/2"		

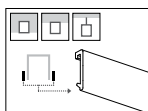
Note:
- Sold in pairs.



Track Housing Colour Strip with Trim

Model	Length(mm/inch)	Colour	Material
THCST-600- colour code	600 23 5/8"		
THCST-700- colour code	700 27 9/16"		
THCST-800- colour code	800 31 1/2"	White(WHT) Black(BLK)	PC
THCST-900- colour code	900 35 7/16"	Gray(GRY) Green(GRN)	
THCST-1000- colour code	1000 39 3/8"	Product code example: THCST-600- <u>WHT</u>	
THCST-1100- colour code	1100 43 5/16"		
THCST-1200- colour code	1200 47 1/4"		
THCST-2400- colour code	2400 94 1/2"		

Note:
- Sold in pairs.



i33 90° Track Housing Colour Strip

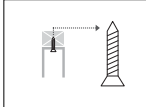
Model	Length(mm/inch)	Colour	Material
i33THCS-90-H- colour code	624 x 624 24 9/16"x24 9/16"	White(WHT) Black(BLK)	PC
i33THCS-90-V- colour code	635 x 635 25"x25"	Gray(GRY) Green(GRN)	
i33THCST-90-H- colour code	624 x 624 24 9/16"x24 9/16"	Product code example: i33THCS-90-H- <u>WHT</u>	
i33THCST-90-V- colour code	635 x 635 25"x25"		

Note:
- Sold as a set.
- Colour Strips (with Trim) for 90°Horizontal / Vertical Track Housing.
- Not included with 90° track housing modules (please specify colour and trim type when ordering).

mounting accessories

INFINITY 2.0 SPECIFICATIONS

Track Housing Mounting Screw



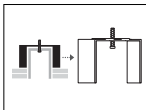
Note:

These screws are not included. Depending on the material the track housing is mounted on, the type of screw required may vary. Please purchase the screws locally.

of screws required per Track Housing:

600	700	800	900	1000	1100	1200	2400	90°H	90°V
2	2	2	2	2	2	2	4	4	4

i33 Recessed Mounting Holder



Model	Material
i33FRMH	AL

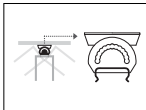
Note:

- Sold in pairs.
- For 2 ply trim mounting where mounting screws cannot be screwed into support beam. (refer to installation or system guide for details).
- Only to be used if light line is a single Track Housing Module.

of screws required per Track Housing:

600	700	800	900	1000	1100	1200	2400	90°H	90°V
2	2	2	2	2	2	2	4	4	2

Angle Bracket



Model	Material
AB	AL

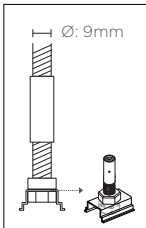
Note:

- Sold in pairs.

of Angle Brackets required per Track Housing:

600	700	800	900	1000	1100	1200	2400
2	2	2	2	2	2	2	4

Pole Mounting Bracket



Model
PMB

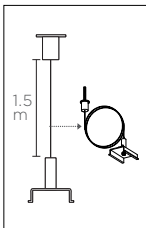
Note:

- Sold in pairs.
- 1 bracket required for every meter of Track Housing. If light line is less than a meter, 2 brackets are required (one for each side).
- Can also be used for recessed mounting with false ceiling. (refer to installation or system guide for details).

Includes:

Bracket, nuts and connecting shaft. Does not include pole (9mm Ø pole required).

Wire Mounting Bracket



Model
WMB

Note:

- Sold in pairs.
- 1 bracket required for every meter of Track Housing. If light line is less than a meter, 2 brackets are required (one for each side).

Includes:

Bracket, ceiling mount, ceiling mount screw (for wood only, other screw types must be purchased locally), 1.5m cable & 1 nut.

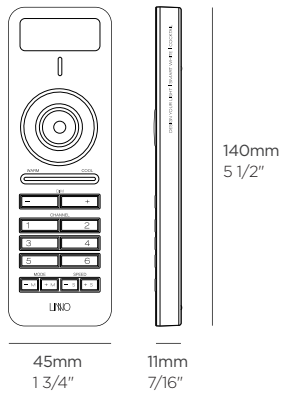


remote control*

SPECIFICATIONS

*Available 3rd quarter of 2016.

Wifi RF smart system



Black remote control



Model	Operating Frequency	Range	Battery	Average Charge Time	Battery Life
RCB	2,400 - 2,483.5 MHz	20-25m	5V rechargeable	2.5 hours	6 hours of continuous use

Material	Battery Standby Period	Finish	Compatibility	Transmission	Included
ABS plastic	6 months	Black	Smart White Smart Cocktail	Radio frequency (Zigbee protocol)	USB charging cable, wall bracket, 1 screw